

0/c



*UN-AUDITED CONSOLIDATED
FINANCIAL STATEMENTS
OF
GENEX INFOSYS LIMITED*

Plot # 42, & 69, Nitol Niloy Tower (Level- 8),
Nikunja- 02, Khilkhet, Dhaka-1229, Bangladesh

For the Period ended March 31, 2022


Genex Infosys Limited

Consolidated statement of financial position (Un-audited)
As at March 31, 2022

	Notes	March 31, 2022 Amount (Tk.)	June 30, 2021 Amount (Tk.)
Assets			
Property, plant and equipment net	6.A	1,201,208,285	1,284,573,949
Intangible assets net	7.A	277,578,582	325,209,711
Capital work in progress	8.A	272,923,691	158,966,999
Right of Use Asset net	9.A	117,074,274	12,108,415
Investment	10.A	618,817,485	156,581,561
Total non-current assets		2,487,602,316	1,937,440,634
Inventories	11.A	147,498,284	125,538,430
Trade & other receivables	12.A	533,936,590	425,344,692
Advances, deposits and prepayments	13.A	69,649,731	54,870,868
Investment in FDR	14.A	-	85,000,000
Cash and cash equivalents	15.A	173,717,499	147,700,964
Total current assets		924,802,103	838,454,953
Total assets		3,412,404,419	2,775,895,587
Equity			
Share Capital	16.00	1,135,464,000	1,032,240,000
Retained Earnings	17.A	1,008,900,620	848,628,603
Total equity attributable to equity holders		2,144,364,620	1,880,868,603
Reserve for Fair value of changes in marketable securities	17.01.A	(43,043,912)	-
Non-Controlling interest	17.B	3,419,662	187
Total equity		2,104,740,371	1,880,868,790
Liabilities			
Long term loan	18.A	313,094,059	315,103,558
Lease Liability	19.A	77,698,339	-
Total non-current liabilities		390,792,398	315,103,558
Trade and other payables	20.A	5,852,984	3,796,643
Unclaimed Dividend	21.A	1,709,970	1,554,101
Short term loan	22.A	805,569,019	511,250,865
Current portion of long term loan	18.02.A	6,200,000	6,200,000
Current portion of lease Liability	19.A	40,575,504	13,262,902
Liabilities for expenses	23.A	44,818,647	42,804,869
Provision for Income Tax	24.A	12,145,526	1,053,861
Total current liabilities		916,871,650	579,923,239
Total liabilities		1,307,664,048	895,026,797
Total equity and liabilities		3,412,404,419	2,775,895,587
Consolidated Net Asset Value Per Share (NAVPS)	34.A	18.54	18.22



Chairman


Managing Director


Director


Company Secretary


Chief Financial Officer

Genex Infosys Limited

Statement of financial position (Un-audited)
As at March 31, 2022

	Notes	March 31, 2022 Amount (Tk.)	June 30, 2021 Amount (Tk.)
Assets			
Property, plant and equipment net	6.00	1,186,763,773	1,274,640,750
Intangible assets net	7.00	274,013,903	321,823,594
Capital work in progress	8.00	272,923,691	158,966,999
Right of Use Asset net	9.00	117,074,274	12,108,415
Investment	10.00	656,693,385	193,707,461
Total non-current assets		2,507,469,026	1,961,247,219
Inventories	11.00	147,498,284	125,538,430
Trade & other receivables	12.00	479,196,291	378,088,624
Advances, deposits and prepayments	13.00	64,550,706	49,771,843
Investment in FDR	14.00	-	85,000,000
Cash and cash equivalents	15.00	165,553,136	141,143,441
Total current assets		856,798,416	779,542,337
Total assets		3,364,267,443	2,740,789,555
Equity			
Share capital	16.00	1,135,464,000	1,032,240,000
Retained earnings	17.00	966,846,699	816,190,885
Reserve for Fair value of changes in marketable securities	17.01	(43,043,912)	-
Total equity		2,059,266,787	1,848,430,885
Liabilities			
Long term loan	18.00	313,094,059	315,103,558
Lease Liability	19.00	77,698,339	-
Total non-current liabilities		390,792,398	315,103,558
Trade and other payables	20.00	5,725,925	3,504,709
Unclaimed Dividend	21.00	1,709,970	1,554,101
Short term loan	22.00	805,569,019	511,250,865
Current portion of long term loan	18.02	6,200,000	6,200,000
Current portion of lease Liability	19.00	40,575,504	13,262,902
Liabilities for expenses	23.00	42,282,313	40,428,674
Provision for Income Tax	24.00	12,145,526	1,053,861
Total current liabilities		914,208,257	577,255,112
Total liabilities		1,305,000,655	892,358,670
Total equity and liabilities		3,364,267,443	2,740,789,555
Net Asset Value Per Share (NAVPS)	34.00	18.14	17.91




Chairman



Managing Director



Director



Company Secretary



Chief Financial Officer


Dated: April 28, 2022

Genex Infosys Limited

Consolidated statement of profit or loss (Un-audited)
For the period ended March 31, 2022

	Notes	Jul-March 31, 2022 Amount (Tk.)	Jul-March 31, 2021 Amount (Tk.)	Jan-March 31, 2022 Amount (Tk.)	Jan-March 31, 2021 Amount (Tk.)
Net revenue	25.A	877,224,241	844,881,835	325,684,371	303,429,193
Less: Cost of sales	26.A	458,243,958	405,218,963	193,586,974	137,334,606
Gross profit/ (loss)		418,980,283	439,662,873	132,097,397	166,094,587
Less: Administrative expenses	27.A	47,115,852	43,391,001	19,986,496	14,180,597
Less: Selling & distribution expenses	28.A	872,411	492,227	592,324	181,729
Profit/ (loss) before finance cost		370,992,020	395,779,644	111,518,577	151,732,261
Less: Financial expenses	29.A	85,668,532	63,667,063	30,110,150	25,906,034
Profit/(loss) from operation		285,323,488	332,112,582	81,408,427	125,826,228
Add: Other income	30.A	114,141,490	-	549,340	-
Profit/(loss) before workers' profit participation fund (WPPF)		399,464,978	332,112,582	81,957,767	125,826,228
Less: Workers' profit participation fund	31.A	18,418,432	15,814,885	3,299,041	5,991,725
Profit/(loss) before income tax		381,046,546	316,297,697	78,658,726	119,834,503
Less: Income tax expense	32.00	11,157,053	-	54,934	-
Net profit/ (loss) after tax		369,889,493	316,297,697	78,603,792	119,834,503
Net profit attributable to:					
Equity holders of the company		366,720,017	316,297,693	75,434,317	119,834,499
Non-controlling interest (Green and Red Technologies Limited))		0.29	3.40	-	3.60
Non-controlling interest (Loginex Limited)		3,169,475	-	3,169,475	-
Consolidated profit/ (loss)		369,889,493	316,297,697	78,603,792	119,834,503
Consolidated Earnings Per Share	33.A	3.26	2.79	0.69	1.06

The accounting policies and explanatory notes are integral part of the Financial Statements.


Chairman


Managing Director


Director


Company Secretary


Chief Financial Officer

Dated: April 28, 2022


Genex Infosys Limited

Consolidated Statement of profit or loss and other comprehensive income (Un-audited)

For the period ended March 31, 2022

Notes	Jul-March 31, 2022 Amount (Tk.)	Jul-March 31, 2021 Amount (Tk.)	Jan-March 31, 2022 Amount (Tk.)	Jan-March 31, 2021 Amount (Tk.)
Net profit /(loss) after tax	369,889,493	316,297,697	78,603,792	119,834,503
Add: Other comprehensive income that will not be reclassified to profit or loss in subsequent periods (net of tax):	-	-	-	-
Add/(Less): Fair value of changes in marketable securities 30.01.A	(43,043,912)	-	(40,723,289)	-
Other comprehensive loss for the period, net of tax	326,845,581	316,297,697	37,880,503	119,834,503
Total comprehensive income for the period, net of tax	326,845,581	316,297,697	37,880,503	119,834,503
Earnings per share (EPS)	3.26	2.79	0.69	1.06

The accounting policies and explanatory notes are integral part of the Financial Statements.


Chairman


Managing Director


Director


Company Secretary


Chief Financial Officer


Dated: April 28, 2022

Genex Infosys Limited

Statement of profit or loss (Un-audited)
For the period ended March 31, 2022

Notes	Jul-March 31, 2022 Amount (Tk.)	Jul-March 31, 2021 Amount (Tk.)	Jan-March 31, 2022 Amount (Tk.)	Jan-March 31, 2021 Amount (Tk.)	
Net revenue	25.00	804,482,720	836,410,289	255,364,606	302,086,007
Less: Cost of sales	26.00	402,627,055	399,950,991	139,696,271	136,427,115
Gross profit/ (loss)		401,855,665	436,459,298	115,668,335	165,658,892
Less: Administrative expenses	27.00	42,782,301	41,520,065	16,235,335	13,884,535
Less: Selling & distribution expenses	28.00	872,411	492,227	592,324	181,729
Profit/ (loss) before finance cost		358,200,953	394,447,006	98,840,676	151,592,628
Less: Financial expenses	29.00	85,668,532	63,667,063	30,110,150	25,906,034
Profit/(loss) from operation		272,532,421	330,779,944	68,730,527	125,686,595
Add: Other income	30.00	114,141,490	-	549,340	-
Profit/(loss) before workers' profit participation fund (WPPF)		386,673,911	330,779,944	69,279,867	125,686,595
Less: Workers' profit participation fund	31.00	18,413,043	15,751,426	3,299,041	5,985,076
Profit/(loss) before income tax		368,260,868	315,028,518	65,980,825	119,701,519
Less: Income tax expense	32.00	11,157,053	-	54,934	-
Net profit / (loss) after tax		357,103,815	315,028,518	65,925,891	119,701,519
Earnings per Share	33.00	3.15	2.77	0.58	1.05

The accounting policies and explanatory notes are integral part of the Financial Statements.


Chairman


Managing Director


Director


Company Secretary


Chief Financial Officer

Dated: April 28, 2022

Genex Infosys Limited

Statement of profit or loss and other comprehensive income (Un-audited)

For the period ended March 31, 2022

	Notes	Jul-March 31, 2022 Amount (Tk.)	Jul-March 31, 2021 Amount (Tk.)	Jan-March 31, 2022 Amount (Tk.)	Jan-March 31, 2021 Amount (Tk.)
Net profit /(loss) after tax		357,103,815	315,028,518	65,925,891	119,701,519
Add: Other comprehensive income that will not be reclassified to profit or loss in subsequent periods (net of tax):		-	-		
Add/(Less): Fair value of changes in marketable securities	30.01	(43,043,912)	-	(40,723,289)	-
Other comprehensive loss for the period, net of tax		314,059,903	315,028,518	25,202,603	119,701,519
Total comprehensive income for the period, net of tax		314,059,903	315,028,518	25,202,603	119,701,519
Earnings per share (EPS)		3.15	2.77	0.58	1.05

The accounting policies and explanatory notes are integral part of the Financial Statements.


Chairman


Managing Director


Director


Company Secretary


Chief Financial Officer

Dated: April 28, 2022

Genex Infosys Limited

Consolidated statement of changes in equity (Un-audited)
For the period ended March 31, 2022

July 1, 2021 to March 31, 2022

Particulars	Ordinary Share Capital	Retained Earnings	Reserve for Fair value of changes in marketable securities	Non-Controlling Interest (Green and Red)	Non-Controlling Interest (Loginex)	Total Amount (Tk.)
Balance as on 01.07.2021	1,032,240,000	848,628,603	-	187	-	1,880,868,790
Stock 10%	103,224,000	(103,224,000)	-	-	-	-
Cash Dividend 10%	-	(103,224,000)	-	-	-	(103,224,000)
Net profit/ (loss) after tax	-	366,720,017	-	0.29	3,419,475	370,139,493
Total Comprehensive Income/(Loss)	-	-	(43,043,912)	-	-	(43,043,912)
Balance as on 31.03.2022	1,135,464,000	1,008,900,620	(43,043,912)	187	3,419,475	2,104,740,371

July 1, 2020 to March 31, 2021

Particulars	Ordinary Share Capital	Retained Earnings	Reserve for Fair value of changes in marketable securities	Non-Controlling Interest (Green and Red)	Non-Controlling Interest (Loginex)	Total Amount (Tk.)
Balance as on 01.07.2020	938,400,000	703,888,608	-	3,887	-	1,642,292,495
Stock 10%	93,840,000	(93,840,000)	-	-	-	-
Cash Dividend 10%	-	(93,840,000)	-	-	-	(93,840,000)
Net profit/ (loss) after tax	-	316,297,697	-	3	-	316,297,700
Balance as on 31.03.2021	1,032,240,000	832,506,305	-	3,890	-	1,864,750,195

The accounting policies and explanatory notes are integral part of the Financial Statements.



Chairman



Managing Director



Director



Company Secretary



Chief Financial Officer

Dated: April 28, 2022

Genex Infosys Limited

Statement of changes in equity (Un-audited)
For the period ended March 31, 2022

July 1, 2021 to March 31, 2022

Particulars	Ordinary Share Capital	Retained Earnings	Reserve for Fair value of changes in marketable securities	Total Amount (Tk.)
Balance as on 01.07.2021	1,032,240,000	816,190,885	-	1,848,430,885
Stock Dividend @ 10%	103,224,000	(103,224,000)	-	-
Cash Dividend @ 10%	-	(103,224,000)	-	(103,224,000)
Net profit /(loss) after tax	-	357,103,815	-	357,103,815
Total Comprehensive Income/(Loss)	-	-	(43,043,912)	(43,043,912)
Balance as on 31.03.2022	1,135,464,000	966,846,699	(43,043,912)	2,059,266,787

July 1, 2020 to March 31, 2021

Particulars	Ordinary Share Capital	Retained Earnings	Reserve for Fair value of changes in marketable securities	Total Amount (Tk.)
Balance as on 01.07.2020	938,400,000	672,361,239	-	1,610,761,239
Stock Dividend @ 10%	93,840,000	(93,840,000)	-	-
Cash Dividend @ 10%	-	(93,840,000)	-	(93,840,000)
Net profit /(loss) after tax	-	315,028,518	-	315,028,518
Balance as on 31.03.2021	1,032,240,000	799,709,757	-	1,831,949,757


The accounting policies and explanatory notes are integral part of the Financial Statements.



Chairman



Managing Director



Director



Company Secretary



Chief Financial Officer

Dated: April 28, 2022

Genex Infosys Limited

Consolidated statement of cash flows (Un-audited)
For the period ended March 31, 2022

	March 31, 2022 Amount (Tk.)	March 31, 2021 Amount (Tk.)
Cash flows from operating activities		
Received from customers and others	873,427,712	745,703,977
Paid to suppliers	(119,874,486)	(65,795,609)
Paid to employees	(237,524,647)	(218,659,518)
Paid to others	(32,431,965)	(42,606,123)
Paid for Income Tax	(257,096)	-
Paid for finance expenses	(85,650,034)	(64,158,706)
Net cash generated from operating activities	397,689,485	354,484,022
Cash flows from investing activities		
Paid for acquisition of property, plant and equipment	(6,775,284)	(99,347,630)
Paid for acquisition of intangible assets	(569,852)	(30,956,278)
Paid for capital work in progress	(132,884,624)	(91,982,583)
Paid for share investment	(505,933,713)	-
Paid for investment in subsidiary	(750,000)	-
Paid for/ Received from fixed deposit rates	85,000,000	-
Net cash used in investing activities	(561,913,473)	(222,286,490)
Cash flows from financing activities		
Paid for / Received from short-term loan	294,318,154	3,564,648
Dividend Paid	(103,068,132)	(92,954,487)
Paid for / Received from long-term loan	(2,009,499)	(15,361,784)
Proceeds from issue of share capital	1,000,000	-
Net cash provided for financing activities	190,240,523	(104,751,622)
Net cash flows for the period	26,016,535	27,445,909
Cash and cash equivalents at the beginning of the period	147,700,964	115,387,334
Cash and cash equivalents at the end of the period	173,717,499	142,833,243
Consolidated Net Operating Cash Flows per Share	35.A	
	3.50	3.12



Chairman



Managing Director



Director



Company Secretary



Chief Financial Officer

Dated: April 28, 2022

Genex Infosys Limited

Statement of cash flows (Un-audited)
For the period ended March 31, 2022

	March 31, 2022 Amount (Tk.)	March 31, 2021 Amount (Tk.)
Cash flows from operating activities		
Received from customers and others	818,170,421	741,124,535
Paid to suppliers	(75,208,072)	(63,516,695)
Paid to employees	(234,110,365)	(216,750,303)
Paid to others	(31,688,871)	(41,394,429)
Paid for Income Tax	(257,096)	-
Paid for finance expenses	(85,650,034)	(64,158,706)
Net cash generated from operating activities	391,255,984	355,304,402
Cash flows from investing activities		
Paid for acquisition of property, plant and equipment	(1,518,474)	(99,347,630)
Paid for acquisition of intangible assets	-	(30,956,278)
Paid for capital work in progress	(132,884,624)	(91,982,583)
Paid for share investment	(505,933,713)	-
Paid for investment in subsidiary	(750,000)	-
Encashment of fixed deposit rates	85,000,000	-
Net cash used in investing activities	(556,086,811)	(222,286,490)
Cash flows from financing activities		
Paid for / Received from short-term loan	294,318,154	3,564,648
Dividend Paid	(103,068,132)	(92,954,487)
Paid for / Received from long-term loan	(2,009,499)	(15,361,784)
Net cash provided for financing activities	189,240,523	(104,751,622)
Net cash flows for the period	24,409,696	28,266,290
Cash and cash equivalents at the beginning of the period	141,143,441	108,934,531
Cash and cash equivalents at the end of the period	165,553,136	137,200,820
Net Operating Cash Flows per Share	35.00	3.45
		3.13




Chairman



Managing Director



Director



Company Secretary



Chief Financial Officer

Dated: April 28, 2022